


Ring Size Guide

Option 1: Create Your Ring Sizer

1. Print and cut out the ring sizer below. Make a slit where shown.
2. Wrap the ring sizer around your finger and push the end through the slit. Tighten the ring sizer by pulling the narrow end toward your finger. It should fit snug but comfortably.
3. Read off the size indicated by the arrow and that is your size.



Check your print accuracy by making sure the scale measures exactly 3.5 inches.



Option 2: Measure by Matching Your Ring

Print out this page and place one of your rings against the circle. When the circle and the internal ring diameter match, you have found your correct ring size. Please note that printers vary and may not print to scale, and that this chart is for reference only.

Diameter	SIZE 3	SIZE 3.5	SIZE 4	SIZE 4.5	SIZE 5	SIZE 5.5	SIZE 6
	14.0 mm	14.5 mm	14.9 mm	15.3 mm	15.6 mm	16.0 mm	16.45 mm
	SIZE 6.5	SIZE 7	SIZE 7.5	SIZE 8	SIZE 8.5	SIZE 9	SIZE 9.5
	16.9 mm	17.3 mm	17.7 mm	18.2 mm	18.6 mm	19.0 mm	19.4 mm
	SIZE 10	SIZE 10.5	SIZE 11	SIZE 11.5	SIZE 12	SIZE 12.5	SIZE 13
	19.8 mm	20.2 mm	20.6 mm	21 mm	21.4 mm	21.8 mm	22.2 mm

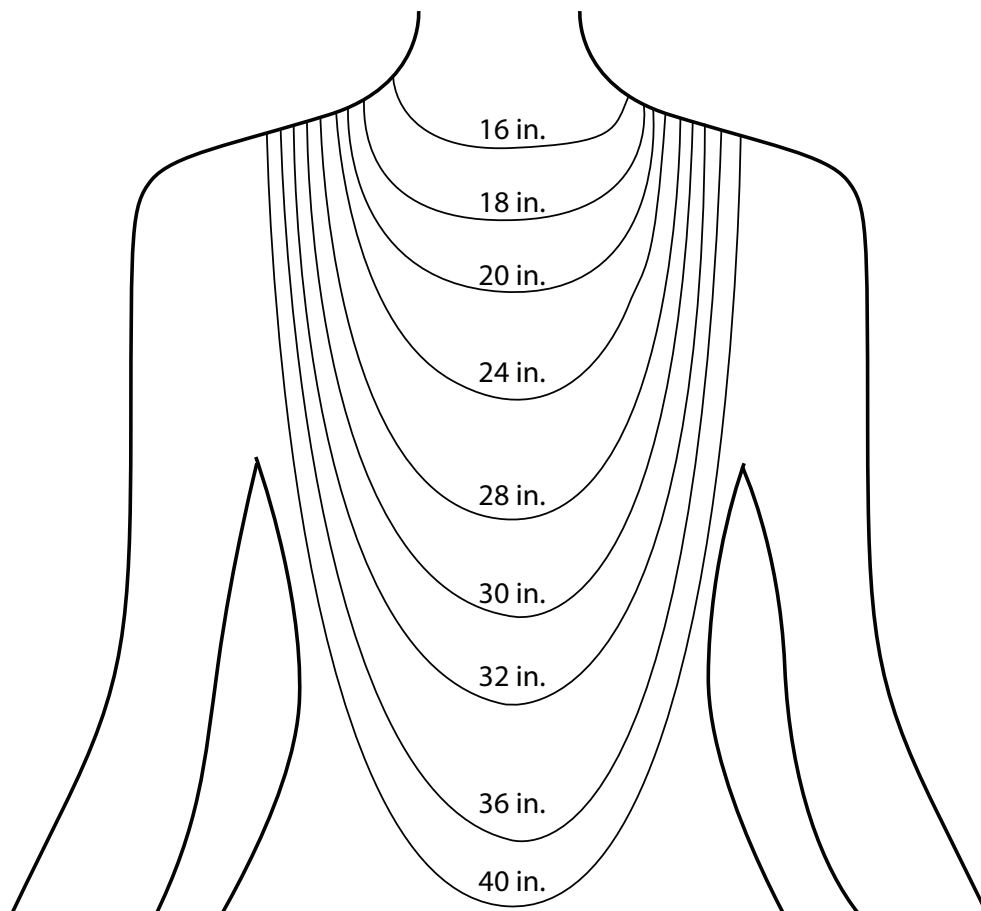
Check your print accuracy by making sure the scale measures exactly 1 inch.



Bella Cosa[®]
JEWELERS

Need help to find your ring size? Please call 630-455-1234 or email Hello@MyBella.com

Necklace Size Guide




<i>Length</i>	<i>Position on the Body</i>
16 inches	Wraps loosely around the neck
18 inches	Sits on the collarbone
20 inches	Sits just below the collarbone
22 inches	Lays at or just below the center of the bust
24 inches	Sits just below the collarbone
28-38 inches	Hangs below the bust
40+ inches	Hangs below the navel

Bracelet Size Guide

Find Your Bracelet Size

Measure your wrist with a flexible, soft tape measure around the area between your hand and the wrist bone to get your wrist size. You can also use a strip of paper or piece of string, then measure this against a ruler. Add approx. ¼ inches up to 1 inch (½ inch is average) to your actual wrist size, and you will have your approximate bracelet size. The more you add to your wrist size, the lower your bracelet will hang (closer to your hand).

Wrist Measurement



Wrist Measurement	Recommended Bracelet Size
5.5 in.	5.75 in. - 6.5 in.
6 in.	6.25 in. - 7 in.
6.5 in.	6.75 in. - 7.5 in.
7 in.	7.25 in. - 8 in.
7.5 in.	7.75 in. - 8.5 in.
8 in.	8.25 in. - 9 in.
8.5 in.	8.75 in. - 9.5 in.